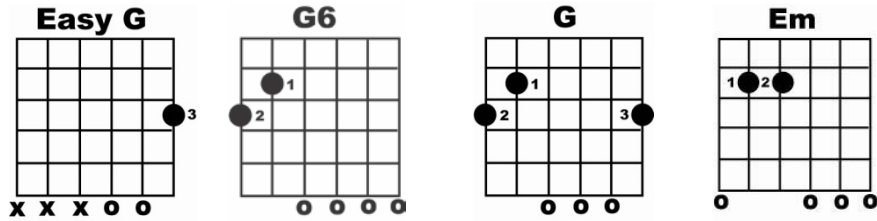


BEGINNERS CHORDS – COMBINING Easy G, G6 AND EM CHORDS



"X"s and "O"s" on the chord chart mean:

DO play the O's

DON'T play the "X's" in the case of a full G chord all strings are strummed.

For other G chords: Easy G – strum top 3 (thinnest) strings

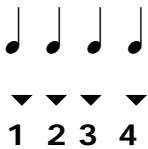
RHYTHM: Always count **1, 2, 3, 4** and try and keep counting when playing the rhythms – this keeps you in time.

♩ = (crotchet) or (quarter beat) = 1 Beat (can be a **down** or an **up** strum)

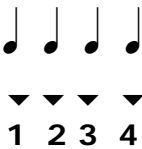
♪ = (eighth) 2 beats (usually played - 1 (and) or **down** and **up**).

$\frac{4}{4}$ ♩ ♪ ♩ ♩ this would be played: **Down Down Up Down Down**
 ▼ ▼ ▲ ▼ ▼

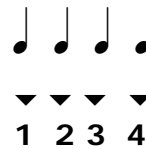
Easy G



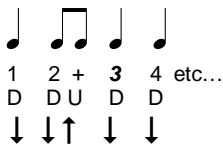
G6



Easy G



Em



G6



Em



Try changing from **Easy G** to **Em** and back again

Easy G



Em



G6



If you find the "up's" difficult just try 4 downs first then add the up in at the end on the "+"

